

***Cladosporium cladosporioides* TaqMan PCR Kit**  
 Product# TM33050

**Product Insert**

**Intended Use**

Norgen's *Cladosporium cladosporioides* TaqMan PCR Kit is designed for the detection of *Cladosporium cladosporioides* specific DNA in a real-time PCR based on the use of TaqMan® technology. This kit is designed for research use only and not for use in diagnostic procedures.

**Background Information**

*Cladosporium* is one of the most widespread molds. It includes about 40 species naturally found in soil, on decaying plant material and as plant pathogens. *Cladosporium* rot (*Cladosporium spp.*) of grapevine (*Vitis vinifera*) is a common disease, particularly in Cabernet Sauvignon and other red wine grape cultivars. It is favored by delayed harvest to obtain the phenolic maturity necessary for high-quality red wine. Symptoms appear on mature grapes and are characterized by berry dehydration, a firm decay affecting a small portion of the berry and a superficial olive-green mold. Rapid and accurate detection of *Cladosporium* infections is highly important to facilitate the monitoring of *Cladosporium* in plant samples.

**Product Description**

Norgen's *Cladosporium cladosporioides* TaqMan PCR Kit is designed for the detection of *Cladosporium cladosporioides* specific DNA in a real-time PCR based on the use of TaqMan technology. This kit is designed for research use only and not for use in diagnostic procedures. The detection of *Cladosporium cladosporioides* specific DNA is based on TaqMan PCR providing a simple, reliable and rapid result for the detection of *Cladosporium cladosporioides*. Norgen's *Cladosporium cladosporioides* TaqMan PCR Kit includes a PCR control to monitor for PCR inhibition, and to validate the quality of the sample and the detection result. The *Cladosporium cladosporioides* TaqMan PCR Kit comprises Master Mix for the target and PCR control detection, Primer & Probe Mix, as well as a positive control and a negative control (nuclease-free water) to confirm the integrity of the kit reagents.

Norgen's *Cladosporium cladosporioides* TaqMan PCR Kit was developed and validated to be used with the following PCR instruments:

- Qiagen Rotor-Gene Q
- BioRad CFX96 Touch™ Real-Time PCR Detection System
- QuantStudio™ 7 Pro Real-Time PCR System

**Kit Components**

Component	Product # TM33050 (100 preps)
MDx TaqMan 2X PCR Master Mix	2 x 700 µL
<i>Cladosporium cladosporioides</i> Primer & Probe Mix	280 µL
<i>Cladosporium cladosporioides</i> Positive Control	150 µL
Nuclease-Free Water (Negative control)	1.25 mL
Product Insert	1

### **Storage Conditions and Product Stability**

- All kit components should be stored at -20°C upon arrival
- Repeated thawing and freezing (> 2 x) of the Master Mix and Positive Control should be avoided, as this may affect the performance of the assay. If the reagents are to be used only intermittently, they should be frozen in aliquots.
- All kit components can be stored for 2 years after the date of production without showing any reduction in performance.

### **Customer-Supplied Reagents and Equipment**

- Appropriate Real-Time PCR Instrument with FAM and HEX filter channel
- DNA Purification Kit
  - The kit is compatible with all DNA purification kits that yield high quality, inhibitor-free DNA
  - **Recommended Purification Kit:** Norgen's Plant/Fungi DNA Isolation Kit (Cat. 26200, 26900)
- Disposable powder-free gloves
- Benchtop microcentrifuge
- Micropipettors
- Sterile pipette tips with filters
- PCR tubes
- Vortex mixer
- PCR reaction preparation station (Optional)

### **Quality Control**

In accordance with Norgen's ISO 9001 and ISO 13485-certified Quality Management System, each lot of Norgen's *Cladosporium cladosporioides* TaqMan PCR Kit is tested against predetermined specifications to ensure consistent product quality.

### **Warnings and Precautions**

- Norgen's *Cladosporium cladosporioides* TaqMan PCR Kit is intended for research purposes only. It is not intended for diagnostic use.
- Follow universal precautions. All specimens should be considered as potentially infectious and handled accordingly.
- Ensure that a suitable lab coat, disposable gloves and protective goggles are worn when handling specimens and kit reagents.
- Use sterile pipette tips with filters. Use proper pipetting techniques and maintain the same pipetting pattern throughout the procedure to ensure optimal and reproducible values.
- As contamination of specimens or reagents can produce erroneous results, it is essential to use aseptic techniques. Pipette and handle reagents carefully to avoid mixing of the samples.
- Do not use supplies and equipment across the dedicated areas of i) specimen extraction, ii) reaction set-up and iii) amplification/detection. No cross-movement should be allowed between the different areas. Personal protective equipment, such as laboratory coats and disposable gloves, should be area specific.
- Store and extract positive material (specimens, controls and amplicons) separately from all other reagents and add it to the reaction mix in a spatially separated facility.
- Dispose of unused kit reagents and specimens according to local, provincial or federal regulations.

- Do not substitute or mix reagents from different kit lots or from other manufacturers. Do not use components of the kit that have been stored for more than 2 years.
- The presence of PCR inhibitors may cause false negative or invalid results.
- Potential mutations within the target regions of the *Cladosporium cladosporioides* genome covered by the primers in this kit may result in failure to detect the presence of the pathogen.
- Good laboratory practice is essential for the proper performance of this kit. Ensure that the purity of the kit and reactions is maintained at all times, and closely monitor all reagents for contamination. Do not use any reagents that appear to be contaminated.
- Ensure that appropriate specimen collection, transport, storage and processing techniques are followed for optimal performance of this test.

## Instructions for Use

### A. Sample Preparation

Purified DNA is the starting material for Norgen's *Cladosporium cladosporioides* TaqMan PCR Kit. The quality of the DNA template will have a major impact on the performance of the *Cladosporium cladosporioides* detection test. The user must ensure that the method used for DNA purification is compatible with TaqMan PCR. We recommend the use of Norgen's **Plant/Fungi DNA Isolation Kit (Cat. 26200, 26900)**. Norgen's Plant/Fungi DNA Isolation Kit has been fully validated with Norgen's *Cladosporium cladosporioides* TaqMan PCR Kit.

If using a different spin column based sample preparation procedure that includes ethanol-based wash buffers, a column drying step consisting of centrifugation for 3 minutes at 20,000 x g (~14,000 RPM), using a new collection tube, is highly recommended prior to the elution of the DNA. This will help to prevent the carry-over of any ethanol into the purified DNA, as ethanol is known to be a strong inhibitor of PCR. **Ensure that any traces of ethanol from the sample preparation steps are eliminated prior to the elution of the DNA.**

### B. TaqMan PCR Assay Preparation

#### Notes:

- Before use, suitable amounts of all TaqMan PCR components should be completely thawed at room temperature, mixed by gentle vortexing or by pipetting, and centrifuged briefly.
- Work quickly on ice.
- The amount of MDx TaqMan 2X PCR Master Mix provided is enough for up to 128 PCR reactions (96 sample PCR, 16 positive control PCR and 16 no template control PCR).
- For every TaqMan PCR run, one reaction containing *Cladosporium cladosporioides* Positive Control and one reaction as no template control must be included for proper interpretation of results.
- The recommended minimum number of DNA samples tested per TaqMan PCR run is 6.
- To avoid any contamination while preparing the TaqMan PCR assay, follow the order outlined in Tables 1, 2 and 3 below to prepare the Negative Control, Detection Assay and Positive Control:
  1. Prepare the PCR Negative Control (Table 1)
  2. Prepare the PCR *Cladosporium cladosporioides* Assay (Table 2)
  3. Prepare the PCR Positive Control (Table 3)
- To further avoid contamination, add the components to the PCR tubes in the order shown in the tables below (ie: 1) Nuclease-free water; 2) MDx TaqMan 2X PCR Master Mix; 3) Primer & Probe Mix; and 4) the Sample DNA or Positive Control).

1. For each TaqMan PCR set, prepare one no template control PCR as shown in Table 1 below:

**Table 1. TaqMan PCR Negative Control Preparation**

PCR Components	Target detection (with MDx TaqMan 2x PCR Master Mix)
Nuclease-Free Water	8 µL
MDx TaqMan 2X PCR Master Mix	10 µL
<i>Cladosporium cladosporioides</i> Primer & Probe Mix	2 µL
Total Volume	20 µL

2. Prepare the PCR reaction for sample detection as shown in Table 2 below.

**Table 2. TaqMan PCR *Cladosporium cladosporioides* Assay Preparation**

PCR Components	Target detection (with MDx TaqMan 2x PCR Master Mix)
Nuclease-Free Water	5 µL
MDx TaqMan 2X PCR Master Mix	10 µL
<i>Cladosporium cladosporioides</i> Primer & Probe Mix	2 µL
Sample DNA*	3 µL
Total Volume	20 µL

\* The recommended amount of sample DNA to be used is 3 µL. However, a volume between 1 and 5 µL of sample DNA may be used as template. Adjust the final volume of the PCR reaction to 20 µL using the Nuclease-Free Water provided.

3. For each PCR set, prepare **one** positive control PCR as shown in Table 3 below:

**Table 3. TaqMan PCR Positive Control Preparation**

PCR Components	Target detection (with MDx TaqMan 2x PCR Master Mix)
MDx TaqMan 2X PCR Master Mix	10 µL
<i>Cladosporium cladosporioides</i> Primer & Probe Mix	2 µL
<i>Cladosporium cladosporioides</i> Positive Control (PosC)	8 µL
Total Volume	20 µL

### C. *Cladosporium cladosporioides* TaqMan PCR Assay Programming

1. Program the thermocycler according to the program shown in Table 4 below.
2. Run TaqMan PCR assay.

**Table 4. *Cladosporium cladosporioides* TaqMan PCR Program**

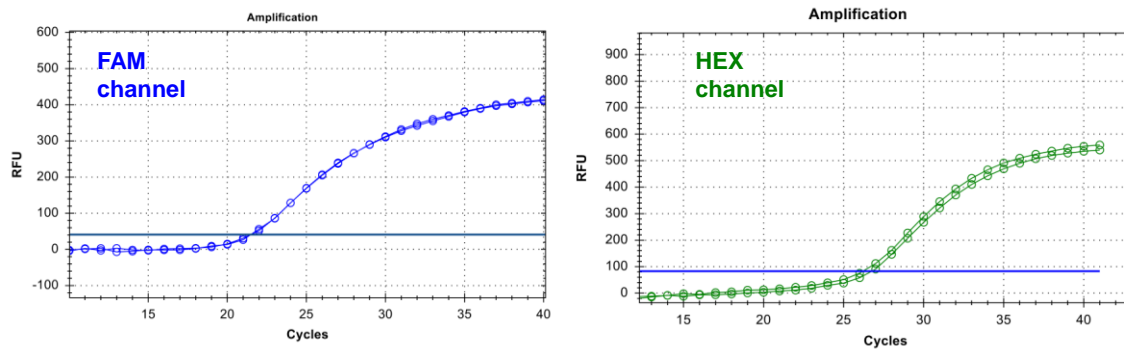
PCR Cycle	Step	Temperature	Duration
<i>Cycle 1</i>	Step 1	95°C	3 min
<i>Cycle 2 (40x)</i>	Step 1	95°C	15 sec
	Step 2	60°C	30 sec

**D. *Cladosporium cladosporioides* TaqMan PCR Assay Interpretation**

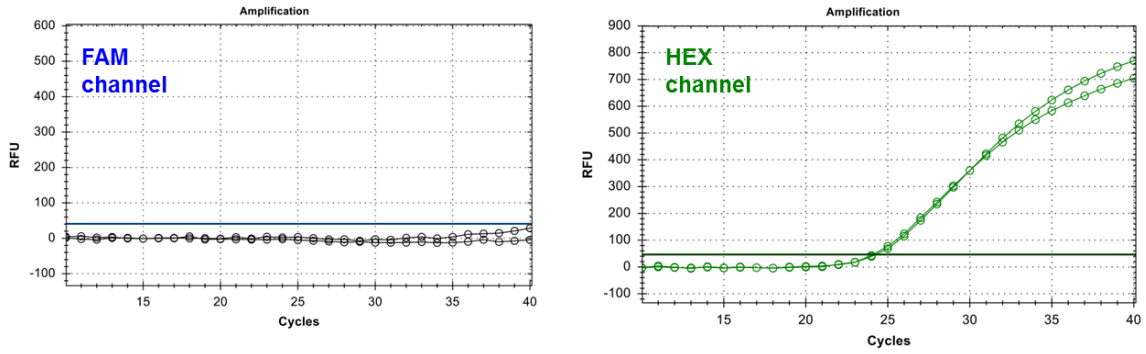
**Table 5. Interpretation of Assay Results**

FAM (Target detection)	HEX (PCR validation)	Result
+	+	Positive
-	+	Negative
-	-	PCR inhibited

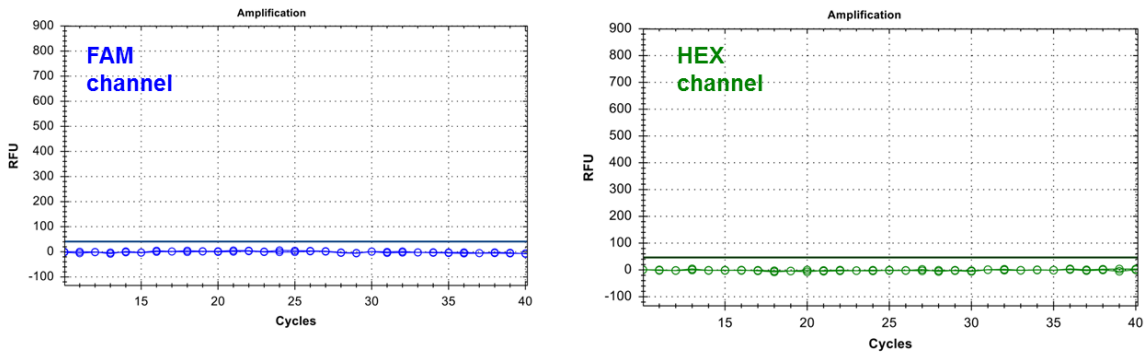
For results obtained that are not covered in Table 5, please refer to the Frequently Asked Questions.



**Figure 1.** Example of TaqMan PCR Positive result. Both PCR signals above the baseline from FAM and HEX channel indicate the successful PCR.



**Figure 2.** Example of TaqMan PCR Negative result. No target DNA was detected in FAM channel but amplification signal from HEX indicates the successful PCR.



**Figure 3.** Example of TaqMan PCR inhibition result. No signal from both FAM and HEX channel was detected. It is suggested to repeat the sample preparation using recommended kit for DNA purification.

### E. *Cladosporium cladosporioides* TaqMan PCR Assay Specificity

The specificity of Norgen's *Cladosporium cladosporioides* PCR Detection Kit is first and foremost ensured by the selection of the *Cladosporium cladosporioides*-specific primers, as well as the selection of stringent reaction conditions. The *Cladosporium cladosporioides* primers were checked for possible homologies to all microorganisms in GenBank published sequences by sequence comparison analysis.

## Frequently Asked Questions

- 1. How many samples should be included per PCR run?**
  - Norgen's *Cladosporium cladosporioides* TaqMan PCR Detection Kit is designed to test 96 samples. For every 6 samples, a non-template control (Nuclease-Free Water) and a Positive Control must be included. It is preferable to collect and test 6 samples at a time.
- 2. How should it be interpreted if no PCR control signal (HEX) is detected while the target specific signal (FAM) is detected in the positive control?**
  - Tested samples(s) can be considered positive. It could happen when too much target DNA template was added due to the preferential amplification on the target.
- 3. How should it be interpreted if the target specific signal (FAM) and/or the PCR control signal (HEX) are detected in the negative control?**
  - It could happen when there is carryover contamination and PCR inhibition. Repeat the assay using fresh aliquots and clean pipette tips.
- 4. How should it be interpreted if no target signal (FAM) is detected in positive control?**
  - It could happen when the positive control was not added. Repeat the assay.

Related Products	Product #
<i>Cladosporium cladosporioides</i> TaqMan Probe/Primer and Control Set	TM33010
Plant/Fungi DNA Isolation Kit	26200
Plant DNA Isolation Kit (Magnetic Bead System)	58200

## Technical Support

Contact our Technical Support Team between the hours of 8:30 and 5:30 (Eastern Standard Time) at (905) 227-8848 or Toll Free at 1-866-667-4362.

Technical support can also be obtained from our website ([www.norgenbiotek.com](http://www.norgenbiotek.com)) or through email at [techsupport@norgenbiotek.com](mailto:techsupport@norgenbiotek.com).

## Product Use Restriction

Norgen's *Cladosporium cladosporioides* TaqMan PCR Kit is designed for the detection of *Cladosporium cladosporioides* specific DNA in a real-time PCR based on the use of TaqMan technology. This kit is designed for research use only and not for use in diagnostic procedures.

Norgen's *Cladosporium cladosporioides* TaqMan PCR Kit is intended for use by professional users such as technicians and biologists experienced and trained in molecular biological techniques including PCR.

Good laboratory practice is essential for the proper performance of this kit. Ensure that the purity of the kit and reactions is maintained at all times, and closely monitor all reagents for contamination. Do not use any reagents that appear to be contaminated.

Ensure that appropriate specimen collection, transport, storage and processing techniques are followed for optimal performance of this test.

The presence of PCR inhibitors may cause false negative or invalid results.

Potential mutations within the target regions of the *Cladosporium cladosporioides* genome covered by the primers in this kit may result in failure to detect the presence of the pathogen.

The respective user is liable for any and all damages resulting from application of Norgen's *Cladosporium cladosporioides* TaqMan PCR Kit for use deviating from the intended use as specified in the user manual.

All products sold by Norgen Biotek are subjected to extensive quality control procedures and are warranted to perform as described when used correctly. Any problems should be reported immediately. The kit contents are for laboratory use only, and they must be stored in the laboratory and must not be used for purposes other than intended. The kit contents are unfit for consumption.

TaqMan is a registered trademark of Roche Molecular Systems, Inc

Norgen Biotek Corp.  
3430 Schmon Parkway, Thorold, ON Canada L2V 4Y6  
Phone: (905) 227-8848  
Fax: (905) 227-1061  
Toll Free in North America: 1-866-667-4362